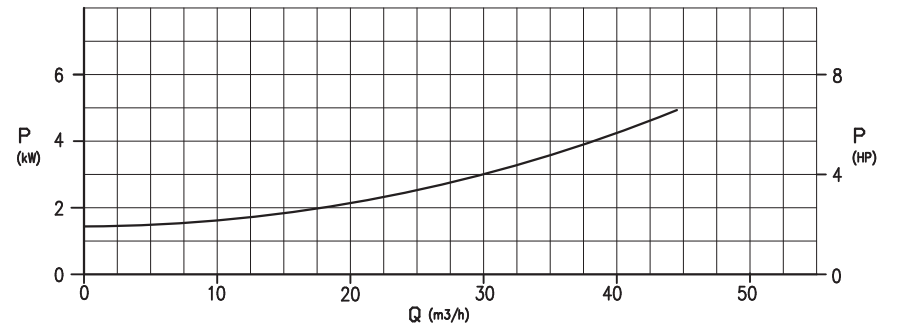
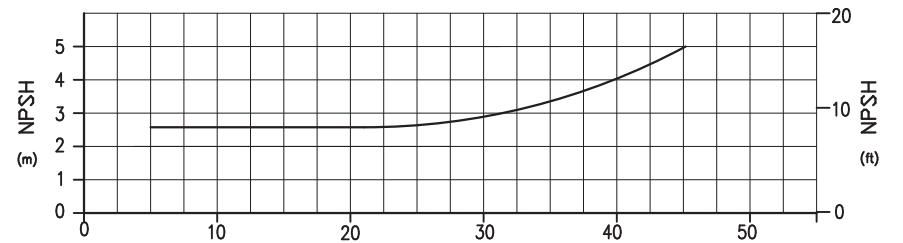
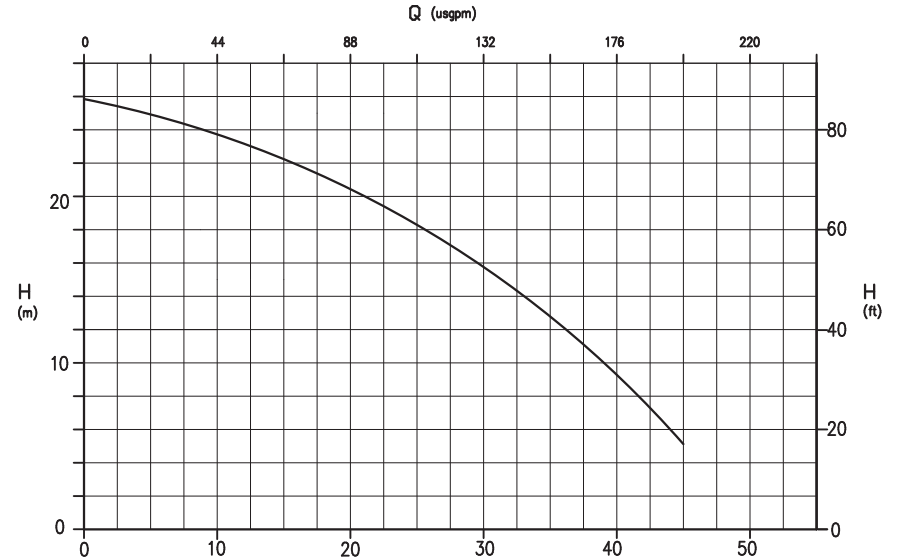


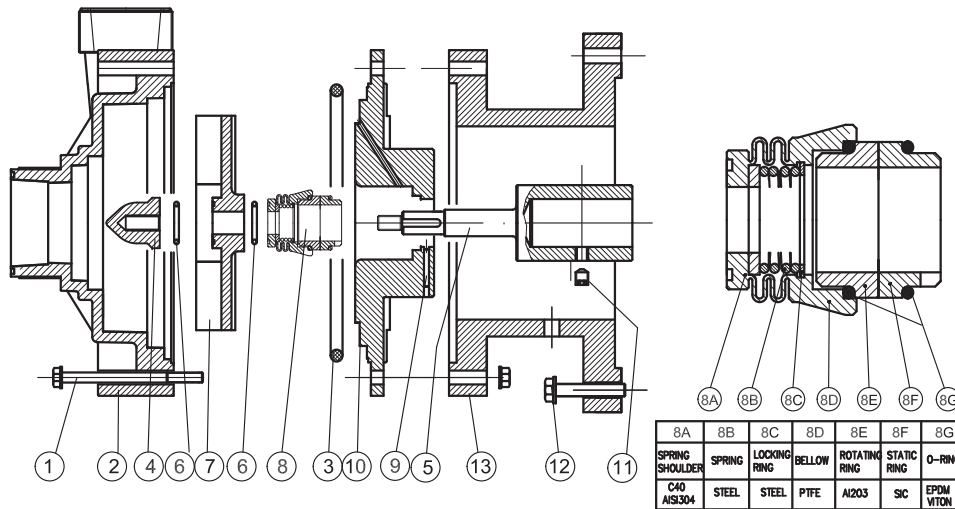
FEATURES/CARATTERISTICHE

Materials available/Materiali disponibili:	PP-PVDF
Max flow/Portata massima:	45 m ³ /h
Max head/Prevalenza massima:	26m
Max temperature/Temperatura massima:	PP 60°C/PVDF 90°C
Max viscosity/Viscosità massima:	200 cSt
Pressure rating/Pressione nominale massima:	NP/PN 4 @ 20°C
Seal/Tenuta:	Internal PTFE bellows mechanical seal/Tenuta meccanica interna con soffiello in PTFE

CURVES/CURVE 50HZ-2900 RPM



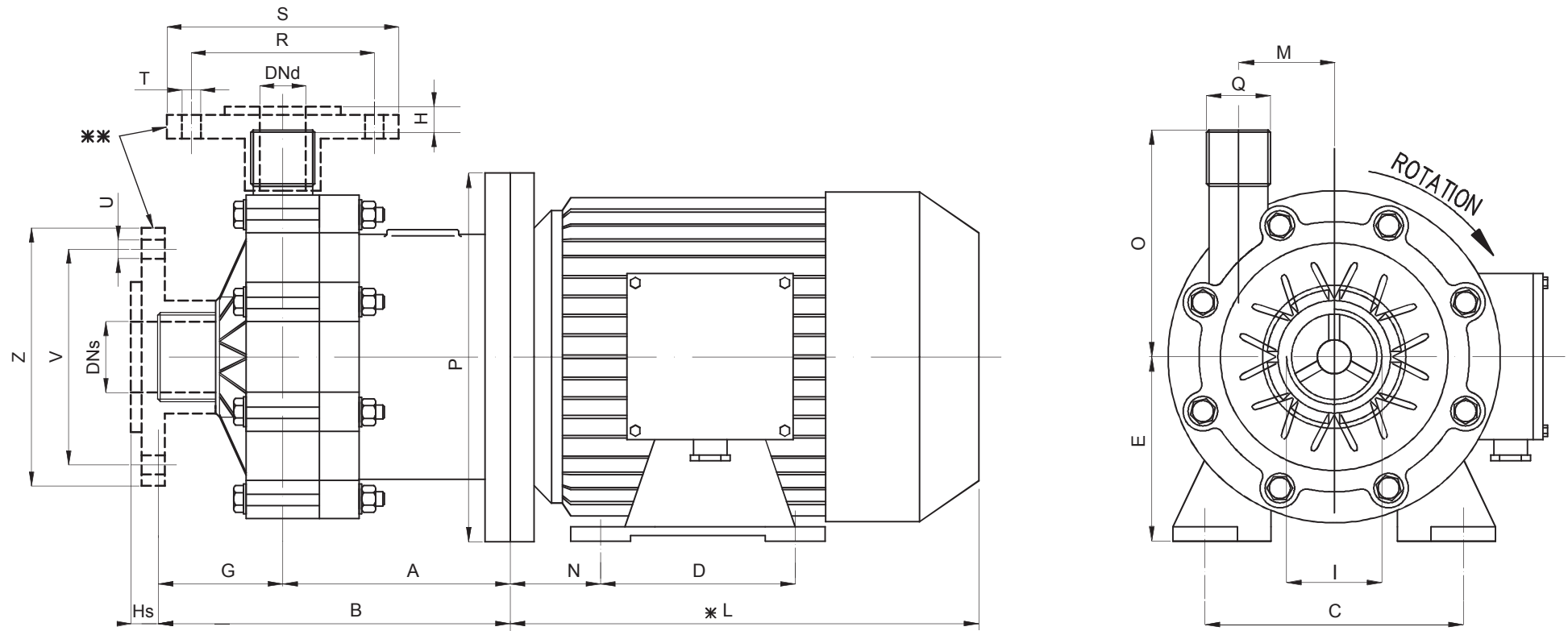
SECTION AND PARTS LIST/SEZIONE E LISTA PARTI



8A	8B	8C	8D	8E	8F	8G
SPRING SHOULDER C40 AISI304	SPRING RING STEEL	LOCKING RING STEEL	BELLOW PTFE	ROTATING RING AI203	STATIC RING SIC	O-RING EPDM VITON

POS.	1	2	3	4	5	6	7	8	9	10	11	12	13
PART DESCR.	SET SCREWS	PUMP HEAD	O-RING	IMPELLER NUT	SHAFT	O-RING	IMPELLER	MECHANICAL SEAL	PIN	COVER	GRUB SCREW	SET SCREWS	BRACKET
MAT.	AISI304	PP-PVDF	EPDM VITON	PP-PVDF	C40 AISI316	EPDM VITON	PP-PVDF	●	AISI304	PP-PVDF	AISI304	AISI304	PP

DIMENSIONS/DIMENSIONI D'INGOMBRO



PUMP TYPE	MOTOR FLANGE B3-B5	POT. Kw	DIMENSIONS - mm -														FLANGES DIN PN 10-DIMENSIONS - mm -								
			A	B	C	D	E	Hs	G	H	I	*L	M	N	O	P	Q	R	S	T	U	V	Z	DNs	DNd
HCO 150	G 132 S	5.5	184	275	216	140	132	10	91	10	3" MALE	380	82.5	89	170	300	2 1/2" MALE	145	188	18	18	160	203	80	65

* Different according to the manufacturer / Diverso a seconda del fornitore
** OPTIONAL-UPON REQUEST/SU RICHIESTA: Flanges/Flange